

CURSO NÚMEROS E REGULARIDADES PARA O ENSINO BÁSICO

Ficha de trabalho 1

Objetivo: Familiarizar com a utilização da reta numérica e do ábaco

Material: Ábaco ou simulador, papel para desenhar a reta

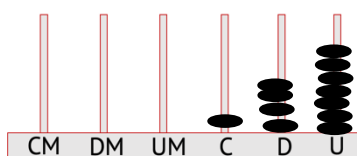
Tempo: 50 minutos

Organização para realização da Atividade: Grupos de trabalho

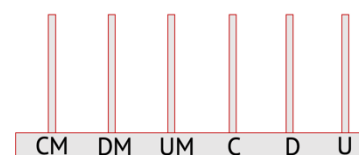
Tarefas:

1. Represente no ábaco os seguintes números:

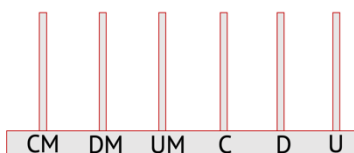
a) 147



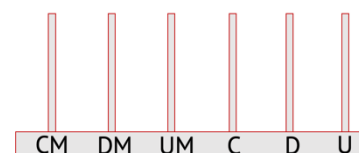
c) 1023



b) 702



d) 5000



2. Represente na reta que se segue os números:

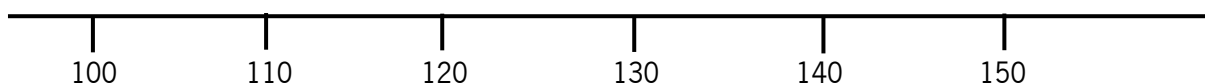
a) 125

b) 135

c) 140

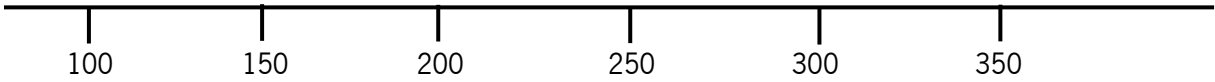
d) 120

e) 132

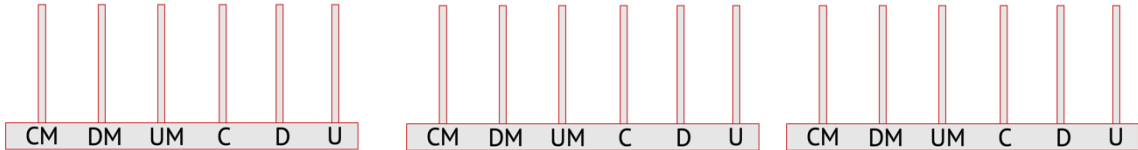


3. Considere os números: 225, 175, 310

a) Represente os números na reta seguinte



b) Represente os números no ábaco (um em cada ábaco):



c) Complete a tabela

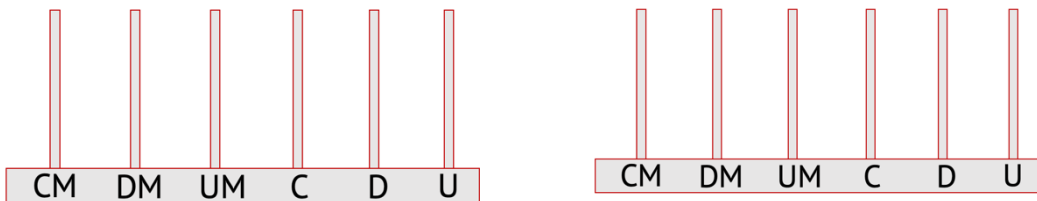
	centenas	dezenas	unidades
225			
175			
310			

d) Ordene os números do menor para o maior

_____ < _____ < _____

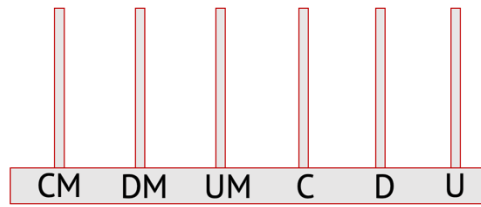
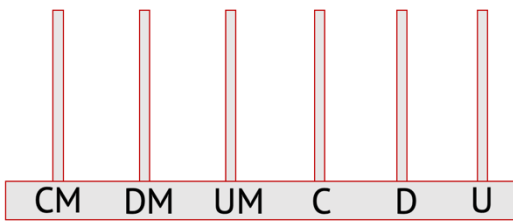
4. Através do ábaco calcule¹:

a) $325 + 414$

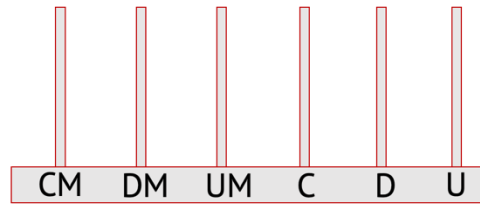
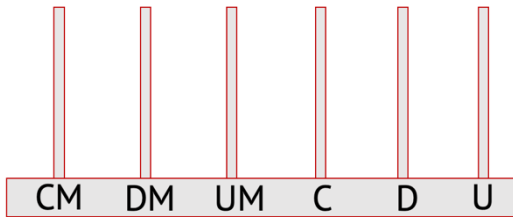


¹ Os diferentes ábacos são para poder realizar os cálculos e representar o resultado final no último ábaco de cada alínea.

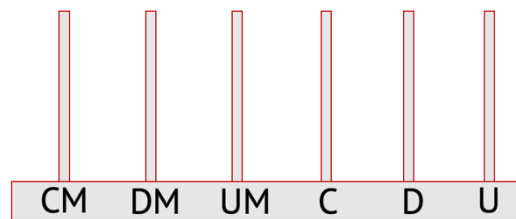
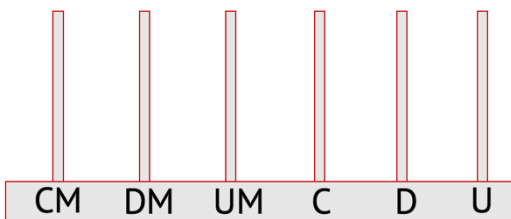
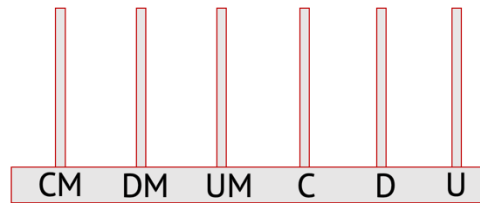
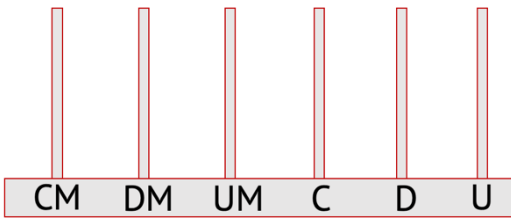
b) $224 + 1032$



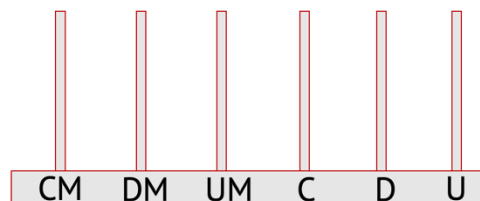
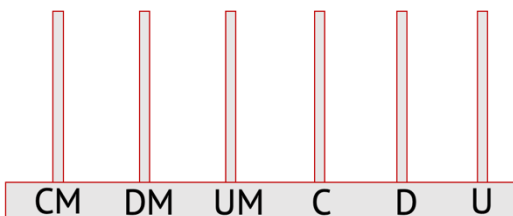
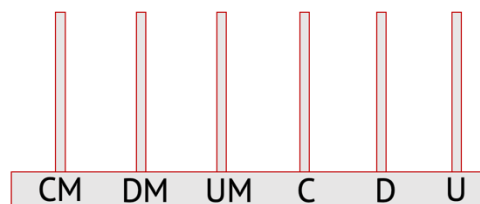
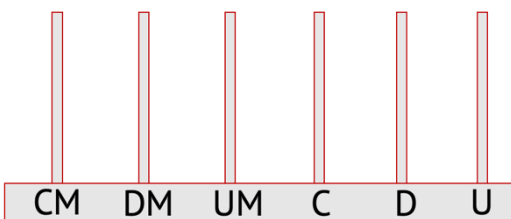
c) $1075 + 327$



d) $236 - 125$

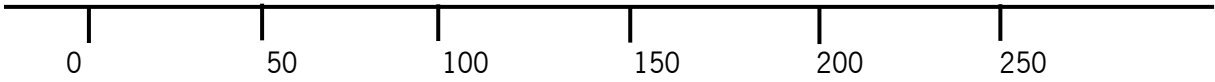


e) $1234 - 16$

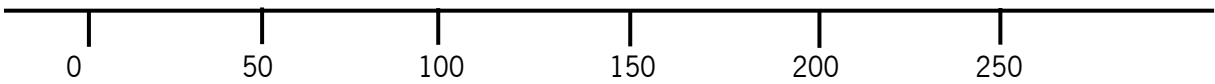


5. Calcule recorrendo à reta:

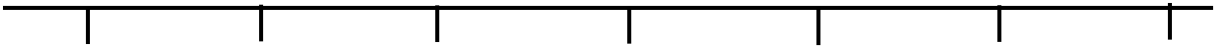
a) $100 + 100 + 50$



b) $200 + 50 - 125$



c) $225 + 120$



d) $240 - 35$



e) $1100 - 500 + 50$



f) $700 + 30 - 150$



Bom trabalho!